



University of
Western Sydney



UWS SCHOOL OF LAW
**FIRST YEAR
HANDBOOK**

**20
15**

Our mission is to be a law school that excels in education and research and values its students and staff. In the spirit of intellectual freedom, we critically and ethically engage with the law and the issues of our time. We are actively committed to socially just and professional practice and we support and challenge our graduates to serve their communities with the same commitment.

UWS acknowledges the Traditional Owners of Greater Western Sydney. As a matter of Aboriginal and Torres Strait Islander cultural protocol and out of recognition that its campuses occupy their traditional lands, UWS acknowledges the Darug, Gandangara and Tharawal peoples and thanks them for their support of its work in Greater Western Sydney.

DEAN'S WELCOME



Welcome to the UWS School of Law. I have been the Dean of the School of Law since 2007 and during that time, I have seen it grow considerably, both in size and reputation. It is now one of the largest universities in NSW with a reputation for preparing world class legal professionals. The School of Law is proud of its consistently high standards of student satisfaction, as well as its noteworthy academic achievements. We constantly review and update our curriculum to ensure that our students are being offered the most relevant and 'cutting edge' subjects possible to maintain not only student interest but also employability of our graduates. As Dean of the School of Law, I am proud of our excellent team of academics, practitioners, administrators and students, and it is with the greatest of pleasure that I welcome you to the UWS School of Law. I hope that you feel proud to now be a part of our team.

Professor Michael Adams

HELLO FROM THE FIRST YEAR TEAM

Welcome! We are very pleased that you are now one of our first year law students. Your first year of university can sometimes be daunting, and it is our role to support you as much as we can. We organise several events for first year students throughout the year and we are always available to answer your queries. This handbook should be your first port of call for any questions that you have during your first year of study, but if you find that you need further guidance or advice, please feel free to contact us. We might not always have a simple answer, but we will often be able to assist with identifying options and helping you feel more confident in the choices you are making. The following is a guide to who you should contact for any queries you may have during your time at the School of Law:

ADMINISTRATIVE ENQUIRIES (e.g. timetabling)	lawenquiry@uws.edu.au
UNIT ENQUIRIES	Refer to the Learning Guide and if you still have queries, contact the Unit Coordinator
COURSE ENQUIRIES (unit sequencing, progression to completion, unit selection, transfers etc)	Refer to the online Handbook: handbook.uws.edu.au/hbook and if you still have queries, contact courseadvicelaw@uws.edu.au
MISCELLANEOUS FIRST YEAR ENQUIRIES NOT COVERED ABOVE	Refer to the First Year Law Handbook and if you still have queries, contact firstyearlaw@uws.edu.au

We wish you the best of luck for your studies at the UWS School of Law and we look forward to seeing you graduate in the years to come!

Nikki Bromberger, First Year Advisor



Parramatta Campus,
School of Law
EKG.37

9685 9259 or n.bromberger@uws.edu.au

Jane Lindsay, First Year Administrator



Campbelltown
Campus,
School of Law
22.1.58

j.lindsay@uws.edu.au

UNDERSTANDING UWS TERMINOLOGY

You will soon understand the unusual acronyms and terms used at UWS, but this new language can be very confusing at the beginning of your studies. Below is a useful guide.

MyUWS – the main student portal for everything you need at university. Everything can be accessed through this site, including your student email.

MySR – a specific site that covers enrolment, adding and removing units, etc. This can be accessed through MyUWS.

vUWS – this stands for ‘virtual UWS’ and is the University’s ‘online learning environment’ accessible through the University homepage. Every unit will have a vUWS site which you must access regularly.

LawvUWS – this is a vUWS site specifically for law students. It contains a vast array of information and resources for law students and it has a folder exclusively for first year students.

UWS TERM	COMMON TERM
Course	Degree
Unit	Subject
Core	Compulsory
Alternate	Non-core law unit
Semester	Teaching Session (term)
Blended learning	Online and face-to-face activities
UWSLSA	UWS Law Students’ Association

GETTING STARTED IN LAW

✓ CHECK LIST

- Read this Handbook
- Activate UWS email account
- Enrol for units
- Register for seminars/lectures/tutorials
- Log in to vUWS
- Think about attending the Orientation Camp
- Attend Orientation on your campus
- At Orientation:
 - sign up for the Buddy Scheme
 - go on a campus tour
 - collect your iPad
 - meet some of your teachers
 - meet your fellow students
 - visit the Library
 - visit the Bookshop
 - locate your classrooms
 - join the Law Students' Association
 - HAVE FUN
- Before the first week of lectures:
 - Read the Learning Guides for your units
 - Do the preparatory reading for your first classes (check the Learning Guides for this)
- First week of lectures:
 - Buy all of your text books
 - Attend all of your classes
 - Take iPad and pen and paper to all classes

BEFORE SEMESTER STARTS

1 GETTING STARTED

If you have not already done so, visit uws.edu.au ▶ UWS STUDENTS ▶ NEW TO UWS uws.edu.au/currentstudents/current_students/starting_out. This provides a step-by-step guide to getting started at UWS. It explains how to:

- Activate your MyUWSAccount
- Plan your course
- Calculate your fees
- Get your student ID card
- Enrol in your units and classes
- Check your timetable
- Get prepared for uni to start

2 YOUR FIRST YEAR LAW UNITS – A QUICK GUIDE

UWS offers several different law courses. Some are combined with another discipline, e.g. Business, and others are straight law courses. All law students are required to complete 24 LLB (Law) units, which consists of 16 core LLB units and 8 alternate LLB units. Each specific combined law course has different additional requirements, which you can find in the Handbook through the law homepage at uws.edu.au/law ▶ COURSES or via handbook.uws.edu.au/hbook



Below is a quick guide to which law units you are required to enrol in during your first year of law.

STUDENTS COMMENCING IN AUTUMN SEMESTER

COMBINED LAW FULL-TIME	Autumn	200006 Introduction to Law 200008 Torts Law
	Spring	200007 Law Foundation 200010 Criminal Law
COMBINED LAW PART-TIME	Autumn	200006 Introduction to Law See handbook for additional non-law units
	Spring	200007 Law Foundation See handbook for additional non-law units
STRAIGHT LAW FULL-TIME	Autumn	200006 Introduction to Law 200008 Torts Law 200011 Contracts Law 200020 Professional Responsibility and Legal Ethics
	Spring	200007 Law Foundation 200009 Constitutional Law 200010 Criminal Law 200012 Property Law
STRAIGHT LAW PART-TIME	Autumn	200006 Introduction to Law 200006 Torts Law
	Spring	200007 Law Foundation 200010 Criminal Law

STUDENTS COMMENCING IN SPRING SEMESTER

COMBINED LAW FULL-TIME	Spring	200006 Introduction to Law 200007 Law Foundation
	Autumn	200008 Torts Law 200011 Contracts Law
COMBINED LAW PART-TIME	Spring	200006 Introduction to Law See handbook for additional required units
	Autumn	200008 Torts Law See handbook for additional required units
STRAIGHT LAW FULL-TIME	Spring	200006 Introduction to Law 200007 Law Foundation 200010 Criminal Law 200012 Property Law
	Autumn	200008 Torts Law 200011 Contracts Law 200020 Professional Responsibility and Legal Ethics 200757 Equity or 200811 Alternative Dispute Resolution
STRAIGHT LAW PART-TIME	Spring	200006 Introduction to Law 200007 Law Foundation
	Autumn	200008 Torts Law 200011 Contracts Law

Note: There is currently a curriculum review in progress and the sequencing of first year units may change in 2016.

HOW TO ENROL IN A UNIT

A step by step explanation of how to enrol in your units and register for your classes is available at uws.edu.au ▶ UWS STUDENTS ▶ NEW TO UWS uws.edu.au/currentstudents/current_students/starting_out. Here is a brief summary.

Before you enrol, you will need to:

- a) Have a UWS Student ID (available from the Student Centre any time after you have accepted your offer); and
- b) Activate your MyUWSAccount (go to myuwsaccount.uws.edu.au and follow the prompts).

Students enrol online using MyStudentRecords (MySR), which is part of your MyUWSAccount. Click on ENROLMENT ▶ UNITS. This can be done any time after you have accepted your offer.

Students may enrol in units until the end of the second week of semester (6 March 2015 for Autumn Semester/31 July for Spring Semester). After this time, but before the HECS census date (31 March 2015 for Autumn Semester/31 August for Spring Semester) you will need to complete a Rule Waiver Request via eForms (accessible via MyUWS) if you wish to enrol in a unit. Students cannot enrol in units after the HECS census date, and can only withdraw from units by making a formal application to do so. For more information, go to UWS STUDENTS ▶ ENROLLING ▶ ADDING, DROPPING AND CHANGING UNITS uws.edu.au/currentstudents/current_students/managing_your_study/enrolment/adding,_dropping_and_changing_units

HOW TO REGISTER FOR A CLASS

Once you have successfully enrolled in your units (e.g. Introduction to Law), you will need to register for the specific classes that you will attend (e.g. Monday 9am). This is known as 'Tutorial Registration'. To register for all your classes, go to MySR and click on TUTORIAL REGISTRATION. This takes you to the tutorial registration system called 'Allocate Plus'. If you have an unavoidable timetable clash once your timetable is complete, please email lawenquiry@uws.edu.au

5 USEFUL APPS

Once you have collected your free iPad, you may consider downloading one of several Apps from the App Store which will be useful throughout your law degree. They include:

- Blackboard Mobile Learn. This is essentially vUWS on your iPad.
itunes.apple.com/au/app/blackboard-mobile-learn/id376413870?mt=8
- Australian Guide to Legal Citation. This can be accessed through the App store or Google Plus. itunes.apple.com/au/app/austlii/id440459400?mt=8
- AustLii for iPad. This provides access to legislation, cases and articles.
itunes.apple.com/au/app/aglc-reference/id666618431?mt=8
- The Australian Constitution.
itunes.apple.com/au/app/consitution/id301301300?mt=8
- A law dictionary, such as:
lexisnexis.com.au/en-AU/Products/mobile-app.page
- An app for taking and organising notes, such as:
itunes.apple.com/au/app/evernote/id281796108?mt=8 or
<https://itunes.apple.com/au/app/dropbox/id327630330?mt=8> or
<https://itunes.apple.com/au/app/google-drive-free-online-storage/id507874739?mt=8>
- An app for accessing documents and ebooks, such as:
itunes.apple.com/au/app/adobe-reader/id469337564?mt=8 and
itunes.apple.com/au/app/bluefire-reader/id394275498?mt=8

You may also like to follow the School of Law on Twitter [@UWSLawSchool](https://twitter.com/UWSLawSchool).

PREPARING FOR CLASSES

Before the first week of semester, access the vUWS site for each of your units. On vUWS for each unit you will find a Unit Outline and a Learning Guide, which contain all relevant information about the unit, including reading requirements, assessment tasks and relevant contacts. You should also access the LawvUWS site, which provides helpful information to law students. There is a First Year Folder specifically for first year students with tips for studying law (called cUWS), details about first year events and other relevant links.

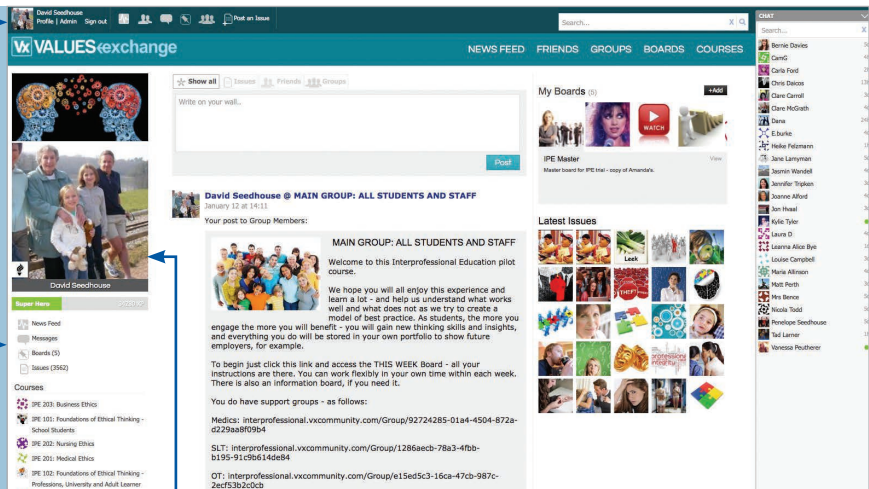
Once you have read the Learning Guide for each of your units, you should purchase the required text books from the UWS Connect Books on your campus or online at theuniversitystore.com.au

We recommend that you attend a library tour so that you can meet the law librarians and learn how to borrow a book, print and photocopy, and order an item from another campus. Further information on the UWS library is available at library.uws.edu.au

If you would like to read something to prepare for semester, the following texts may be useful:

- Michael Brogan and David Spencer, *Surviving Law School* (Oxford University Press, 3rd ed., 2014)
- Claire Macken, *Law Student Survival Guide: 9 Steps to Law Study Success* (Thomson, 2nd ed., 2010)
- Simon Chesterman and Clare Rhoden, *Studying Law @ Uni: Everything you need to know* (Allen & Unwin, 2nd ed., 2005)
- Patrick Keyzer, *Legal Problem Solving - A Guide for Law Students* (Butterworths, 2nd ed., 2003)
- Richard Krever, *Mastering Law Studies and Law Exam Techniques* (LexisNexis, 7th ed., 2011)
- Enid Campbell and Richard Fox, *Students' Guide to Legal Writing and Law Exams* (Federation Press, 2nd ed., 2003)
- survivelaw.com

To encourage you to think deeply about the law and its social implications, we use an online system called the Values Exchange. You will be bulk loaded onto the Values Exchange. To sign in, use your UWS email and the password: uwslaw. You may change your password on sign in. The Values Exchange is both a social and learning network and you are strongly encouraged to use both aspects – responding to surveys and thinking exercises in your classes as well as using the Values Exchange to connect with fellow students both academically and socially. If you can use Facebook, you can use the Values Exchange: uwslaw.vxcommunity.com



- Most functions can be accessed from the Home page – either by clicking on the icons along the top left of the screen or from the list below your image.
- Main Home Page Functions**
- **Make changes to your personal profile:** Click on 'profile' to make changes to the amount of info you share and how much interaction you want with the Vx Community (choose a username, select demographic info, set level of email notifications).
 - **News feed:** Click to reveal recent activity; both your own and friends
 - **Vx friends:** Receive Vx friend invites and access friends list
 - **Messages:** Receive notifications of private messages and send messages (only available between Vx friends)

- **Boards:** Create digital sharing boards for personal use.
- **Groups:** Access Groups you've been assigned to; search new groups; create groups
- **Post an issue:** Load an issue in 6 formats: polls, surveys, Think Screen cases, conference discussion, digital sharing boards & quizzes
- **Other home page functions**
- **Instant messaging:** IM Vx friends (includes Vx friend online status)

- **To change avatar image:** Hover your mouse over lower right corner of avatar to reveal editing pencil. Click pencil to add/change image.

ORIENTATION

a) Orientation Camp

First year orientation camp is a wonderful way to meet fellow law students, pick up a few tips about studying law and let your hair down before you embark on what is a challenging few years ahead. It runs from Monday to Tuesday the week before Autumn Semester commences. In 2015 it will take place on 16-17 Feb. For more information, see the First Year Folder in the LawUWS site or the Orientation 2015 link on the Law Homepage at uws.edu.au/law



b) Orientation Sessions

The School of Law runs orientation sessions in the week prior to both the Autumn and Spring Semesters. These sessions introduce you to the University, the School of Law staff, the UWS Law Students' Association and fellow law students. They also equip you with information about how to successfully manage your transition into university life. For more information, see the First Year Folder in the LawUWS site or the Orientation 2015 link on the Law Homepage at uws.edu.au/law

STUDENTS ENROLLED IN BACHELOR OF ARTS/ LAW, BACHELOR OF COMMUNICATION/LAW OR BACHELOR OF SOCIAL SCIENCE/LAW

These courses all share a single UAC code for each campus (705675 for Campbelltown and 705680 for Parramatta). This means that when you accepted your offer from UWS, you were put into a UWS 'holding course' (course number: 2571). **You must now select the appropriate UWS course number via MySR.** The correct course numbers are:

- Bachelor of Arts/Bachelor of Laws – 2537
- Bachelor of Communication/Bachelor of Laws – 2752
- Bachelor of Social Science/Bachelor of Laws – 2538

If you have queries, please contact Student Central.



DURING SEMESTER

1

WHAT IS EXPECTED OF STUDENTS

a) Workload

Studying at university is very different from studying at school. At school you may have been given a lot of direction by your teachers – how to study, what to write, where to go for resources etc. At university you are expected to be an independent learner. This means that the onus is on you to enrol properly, do the work for class and find out what is required for assessment tasks. Some students struggle with this responsibility, but the important thing to remember is that the more you put into your university studies, the more you will get out of them.

In addition to the nature of university study in general, law is a demanding (and rewarding) degree. It requires reading and synthesising large amounts of often difficult materials. Assessment tasks are designed to challenge you and they will require a significant amount of preparation. Students are expected to spend **ten hours a week** studying for each unit – for a full time course, this represents a forty hour week. These hours are made up of class attendance, preparing for class (generally in the form of readings) and completing assessments. Given the substantial workload required in order to successfully complete a law degree, students are strongly advised to keep their non-university commitments to a minimum. We recommend no more than ten hours of non-university work a week. If this is not possible, we recommend that you consider enrolling on a part-time basis.

All law classes commence in the first week of semester. Students are required to attend their scheduled classes and be ready to participate in discussions and take notes. You should bring the Learning Guide for each unit, plus your iPad, any notes, text books or other materials posted on vUWS for the relevant class.

b) Academic Standards

As a university student your work is expected to comply with universal academic standards. This means that all work must be well researched and thoroughly referenced. The method of referencing legal work is set out in the Australian Guide to Legal Citation (AGLC). Students can access these rules via the Law School's AGLC app itunes.apple.com/au/app/austlii/id440459400?mt=8. They can also be downloaded from mulr.law.unimelb.edu.au or from the First Year Folder in the Law@UWS site. The AGLC is also available in hard copy at UWS Connect Books. We discuss referencing in all first year law units, especially in Introduction to Law.

Referencing your work adequately is particularly important because a failure to do so may lead to a claim of plagiarism, for which significant penalties may apply – including being permanently excluded from university. Plagiarism involves submitting or presenting work as if it were your own, when in fact it is not. It also includes submitting the same piece of work for two different units. Most commonly, plagiarism exists when:

- work was done by a person other than the one submitting or presenting it;
- work is copied in whole or in part from another source (e.g. a website) or person (e.g. other student, or academic journal article); and/or
- parts of the work are taken from another source without reference to the original author – this includes ideas taken from someone else, for example a friend or lawyer.

Allowing someone to copy from you is also academic misconduct. You must not feel pressured to supply a friend with information which you know may get you into trouble. If you are in this position, direct your friend to the strict policies on plagiarism at policies.uws.edu.au. Of course, the same thing applies if you find a USB stick or a printed paper in the library or computer lab. Don't look at it! It is not worth it.

Collusion is another form of academic misconduct for which penalties apply. If you have an individual assignment, you may discuss generally with other students the subject area related to the assignment. However, it may be regarded as collusion if you have detailed discussions, look at each other's drafts or write the assignment together.

c) Submitting and Collecting Assignments

To assist students in recognising whether their work is adequately referenced, all written assessment tasks must be submitted electronically via vUWS and Turnitin – an online text-matching software that highlights similarities between your text and another text.

In some units, a hard copy of your assignment must also be submitted at the School of Law. Refer to the assessment information for each unit to find out what is required.

Hard copy assignments should be deposited in the lecturer's assignment box or in the after hours chute at the School of Law building of the relevant campus.

Some units will use Grademark, which enables your teachers to mark and comment upon your assignment/essays online. The work will then be returned to you electronically. In other units, your written work will be marked in hard copy and academic staff will hand back your assignments in class. If you do not attend class, your assignment will be placed at the law reception on each campus for collection.

d) Sitting Examinations

Some units will have a mid-semester exam, which will usually be held in class time or on a Saturday. Please see your unit information for more details. Final examinations are held during the formal exam period, which usually commences two weeks after the last week of semester. You can find out when the exam period is scheduled, and the exam timetable, at UWS STUDENTS ► EXAMS

uws.edu.au/currentstudents/current_students/managing_your_study/exams

e) Assessment Results

Marks for assignments will be displayed via the MyGrades page on vUWS. If your mark does not appear, contact the Unit Coordinator for that unit.

Marks for final exams will be included in your overall result, which is released on a set date across the whole university. See UWS STUDENTS ► RESULTS

uws.edu.au/currentstudents/current_students/managing_your_study/exams/results

If you are unhappy with your results, you should read the feedback on your assignment, or in the case of an exam, seek feedback from the Unit Coordinator. Having received the feedback, refer to the Learning Guide and consider how you performed against the criteria and standards outlined. If you feel some error has been made with your final grade, you may consider seeking a review of your grade. This is NOT a re-mark of any assignment or exam; it is simply a decision as to whether there has been a mistake in the marking or calculating process. See UWS STUDENTS ► RESULTS
uws.edu.au/currentstudents/current_students/managing_your_study/exams/results

STUDENT SUPPORT SERVICES

One of the best ways to survive and thrive at university is to become engaged in the activities that the University offers. Students who make connections with other students feel less isolated and more confident at university, which positively impacts on their studies. UWS has a range of support services and initiatives to help students settle into university life. Some of these are run by the First Year Law team through the School of Law, while others are run by the University and are available to all students. For details of the law only initiatives, go to the First Year Folder in the Law@UWS site. For university wide services, go to UWS STUDENTS ► STUDENT SUPPORT
uws.edu.au/currentstudents/current_students/services_and_facilities#StudentSupportServices
Below is an outline of what is available.

SCHOOL OF LAW SUPPORT

a) First Year Law Buddy Scheme

This is a voluntary program that matches a participating first year law student with a later year law student for the purpose of providing informal, friendly help and support to the first year student. The buddy can give general guidance about university life and how to settle into your law studies but will not assist with assignments, readings or any other academic work the first year student is required to do for class. Once a first year student has been assigned a buddy and sent an email of introduction, the students may decide how they wish to communicate – Facebook, sms, phone, email, face to face, or a combination of all of these.

If you would like to request a buddy, please sign up at orientation or write to the First Year Administrator, Jane Lindsay at j.lindsay@uws.edu.au. In your email, please indicate your course, the campus at which you are studying law, your gender and your mobile phone number. If you do not hear from your buddy, please contact Jane Lindsay.

b) UWS Law Students' Association (UWSLSA)

The UWSLSA is an association run by UWS law students. It hosts various events throughout the year, including practical legal skills workshops, mooted competitions, careers events, industry competitions and socials. The UWSLSA has a significant presence within the legal community both within and outside of UWS, and their events are always highly anticipated and very successful.

Membership is voluntary but highly recommended. For more information, see uwslsa.com.au

c) First Year Law Social Events

Early in the semester, the UWSLSA organises a function for first year law students, giving them a chance to meet each other and senior law students informally. Details will be posted on the LawvUWS site.

Other events are organised during the academic year and we encourage students to attend. Law school is less daunting when you have others to talk to.

d) 'At Risk' Program

This program is designed to identify and make contact with students who may be struggling with the demands of university. During your first semester, the First Year Team will monitor your attendance and your academic results. Jane Lindsay, the First Year Administrator, will contact students, who through poor attendance and/or poor marks, appear to be having difficulties. If Jane feels it is appropriate, she will invite you to contact Nikki Bromberger, the First Year Advisor. We are concerned for your welfare, so please reply to the email and please contact Nikki Bromberger if you are having difficulties coping with university.

e) LawvUWS – First Year Folder

LawvUWS is a general School of Law vUWS site, which provides regularly updated information to students about various aspects of their university study. This includes career opportunities and internships, extracurricular activities and social events. On this site is a folder dedicated to first year law students. It provides information relevant to first year students, including tips for settling in to university study (called cUWS), details about first year events and links to other helpful information.

f) Individual Consultation

Nikki Bromberger is available for individual consultation with first year law students by phone, face to face, or by email n.bromberger@uws.edu.au

UNIVERSITY SUPPORT SERVICES

a) Academic Workshops and Programs

If you do not feel confident that your previous studies have adequately prepared you for studying at university, some free academic preparation programs are available through the University. There are also several workshops held throughout the year to assist you with academic reading, writing and researching, as well as assistance with the University's computer systems. Go to UWS STUDENTS ► STUDENT SUPPORT ► WORKSHOPS AND PROGRAMS huws.edu.au/currentstudents/current_students/services_and_facilities/study_and_life_skills_workshops

b) The Peer Assisted Learning (PASS) Program

PASS is a program in which a later year law student provides guided study to a study group made up of first year students. It is offered to all first year law students in one or more first year units. More information on PASS is provided at orientation and will also be posted on the relevant first year unit's vUWS site early in the semester. See uws.edu.au/currentstudents/current_students/services_and_facilities/study_and_life_skills_workshops/pass_-_peer_assisted_study_sessions

c) Counselling

If you are having personal difficulties at home, in your relationship or at university, or you otherwise wish to talk to the University Counsellor, this service is offered free of charge and is entirely confidential. There is a counselling service on each campus and you can request an appointment by calling 9852 5199 or emailing counselling@uws.edu.au. For more information, click on UWS STUDENTS ► STUDENT SUPPORT ► COUNSELLING SERVICES uws.edu.au/currentstudents/current_students/services_and_facilities/counselling_services. There is also helpful information about health and wellbeing on UWS STUDENTS ► STUDENT SUPPORT ► MENTAL HEALTH uws.edu.au/wellbeing_mentalhealth/wbmh and at tjmf.org.au

In addition, the chaplaincy offers a free and confidential service, providing spiritual guidance and support. It is available to people of all faiths and none. It also provides facilities for meeting, prayer, reflection and meditation. For more information, call Valerie Powidzki on 9685 9324 or click UWS STUDENTS ► STUDENT SUPPORT ► MULTIFAITH CHAPLAINCY uws.edu.au/currentstudents/current_students/services_and_facilities/chaplaincy

d) Disability Support

The Disability Service provides confidential advice and support for students who have a disability or chronic health condition. Where a student is affected by a disability or chronic illness, the Disability Service will assist the student in arranging reasonable adjustments (such as providing special equipment or a note taker or preparing unit materials in an alternative format such as Braille). For more information, click on UWS STUDENTS ► STUDENT SUPPORT ► DISABILITY SERVICES uws.edu.au/currentstudents/current_students/services_and_facilities/disability_service

e) Financial and Advocacy Support

The Student Welfare Service provides a range of services for students in serious need of financial assistance. It can help with purchasing textbooks, finding accommodation and providing budgeting strategies. It also provides advice, support and advocacy to students in relation to problems they may be having with for example, the University, a landlord or Centrelink. For more information, see UWS STUDENTS ► STUDENT SUPPORT ► STUDENT WELFARE SERVICE uws.edu.au/currentstudents/current_students/services_and_facilities/student_welfare_services2

f) Careers service

UWS Careers can help you with everything from finding a part time job, placement or internship, through to helping you with preparing your resume or assisting you with career planning and development. For more information, see UWS STUDENTS ► SERVICES AND FACILITIES ► CAREER DEVELOPMENT uws.edu.au/careers/home/students_grads

PROGRESSION THROUGH YOUR STUDIES

During your years as a law student, you may have specific questions about the progression of your studies. Below is an outline of the more common questions that students want to know.

a) What are the core (compulsory) law units I will be required to complete?

Introduction to Law	Commercial Transactions Law
Torts Law	Equity & Trusts
Law Foundation	Law of Associations
Criminal Law	Remedies
Contracts	Alternative Dispute Resolution
Property Law	Civil Procedure and Arbitration
Professional Responsibility and Legal Ethics	Administrative Law
Constitutional Law	Criminal Procedure and Evidence

b) What alternate (elective) law units can I do?

Advanced Constitutional Law	International Climate Law
Advanced Family Law	International Criminal Law
Advanced Taxation Law	International Environmental Law
Advanced Torts and Civil Wrongs	International Moot Court
Advocacy	International Trade Law
Anti-Discrimination Law	Issues in the Criminal Justice System
Australian Consumer Law	Jurisprudence
Banking and Securities Law	Land Transactions Law
Bioethics	Law Economics and Business Ethics
Clinical Legal Placement	Law Honours Dissertation
Comparative Law: Legal Systems of the World	Law of Employment
Competition Law and Policy	Law of International Organisations
Conflicts of Law	Law and Public Policy (Development and Implementation)
Corporate Governance	Law of the Sea
Elder Law	Media Law
Family Law	Mediation
Family Dispute Resolution	Medical Law
Financial Services Law	Moot Court
Human Rights Law	Work, Health and Safety Law
Immigration and Refugee Law	Planning and Environment Law
Independent Study (Law)	Public Health Law
Indigenous Australians and the Law	Public International Law

Insolvency Law and Policy	Revenue Law
Intellectual Property	Space Law - Commercial Aspects
International Business Transactions Law	Wills and Succession

Note that not all LLB Alternate units are offered every year or on each campus. More information about units can be found in the Law Handbook at uws.edu.au

c) Can I get credit for previous studies that I have done?

This is known as 'Advanced Standing'. You can apply for Advanced Standing through the School of Law for both law and non-law units. To obtain Advanced Standing for a law unit, the previous study must have been part of an accredited law degree (this excludes law related business degrees, for example). Work experience is not applicable to Advanced Standing for law units but it may be relevant to non-law units.

To obtain Advanced Standing, you must submit an Advanced Standing form available on MyUWS or through UWS STUDENTS ▶ FORMS ▶ EFORMS

uws.edu.au/currentstudents/current_students/managing_your_study/online_forms

Once you have submitted the form, the Deputy Dean, Stephen Janes will determine whether the unit studied at the other university is sufficiently similar in content to the UWS unit.

d) Can I study a unit at another institution?

Students may apply to study a unit at another institution (known as cross institutional study), if it is a subject that is not offered at UWS or where the student is moving temporarily interstate for a while. Students must apply and obtain permission before they commence the study, otherwise they will be required to pay up front full fees at the other institution and risk not being able to count this study towards their UWS degree. If you are granted permission to study a unit at another university, you will be granted unspecified credit (ie satisfactorily completed or unsatisfactorily completed). For more information and to fill in the relevant documentation, go to UWS STUDENTS ▶ FORMS ▶ APPLYING TO STUDY uws.edu.au/currentstudents/current_students/managing_your_study/forms#Apply or email courseadvicelaw@uws.edu.au

e) Can I enrol in units over summer?

The period between Spring and Autumn semesters is the Summer semester. If you want to study up to two units during the Summer semester, they will be covered by HECS just like your other units. You enrol in the same way as you enrol for Autumn and Spring semesters. See uws.edu.au/summer

f) Can I study at a foreign university?

The University enables students to study either one or two semesters overseas at specified universities. The arrangement between the overseas university and UWS is that the UWS student pays the UWS fees rather than the fee at the overseas university. You can only go on an international exchange after you have completed at least four units and if you have a grade point average of 4.5 out of 7 (effectively a high pass average). For more information, see UWS STUDENTS ► SERVICES AND FACILITIES ► STUDENT EXCHANGE uws.edu.au/globalmobility/home or email courseadvicelaw@uws.edu.au

g) Can I do Honours?

Students with a credit average or better can apply to do Honours. Honours requires completion of a unit titled 'Law Honours Dissertation'. Students receive training in research methodology and then must write a research dissertation of 8,000-10,000 words on a legal topic, under the supervision of an academic in the School of Law. Honours gives students the opportunity to further develop and refine their legal research and writing skills and to explore and analyse a legal topic of their choice to produce a high quality piece of academic work. Completing your degree with Honours is an effective way of making you more competitive in the market. Anyone wishing to do further study should consider doing Law Honours Dissertation.

Students who successfully complete the unit with a mark of 65% or greater are awarded their law degree with honours provided their overall performance in the LLB units results in a grade point average (GPA) of 5.5 or greater (equivalent to a high credit). For more information, see LAW HOMEPAGE ► HONOURS or contact the Director of Honours, Susan Armstrong at sm.armstrong@uws.edu.au

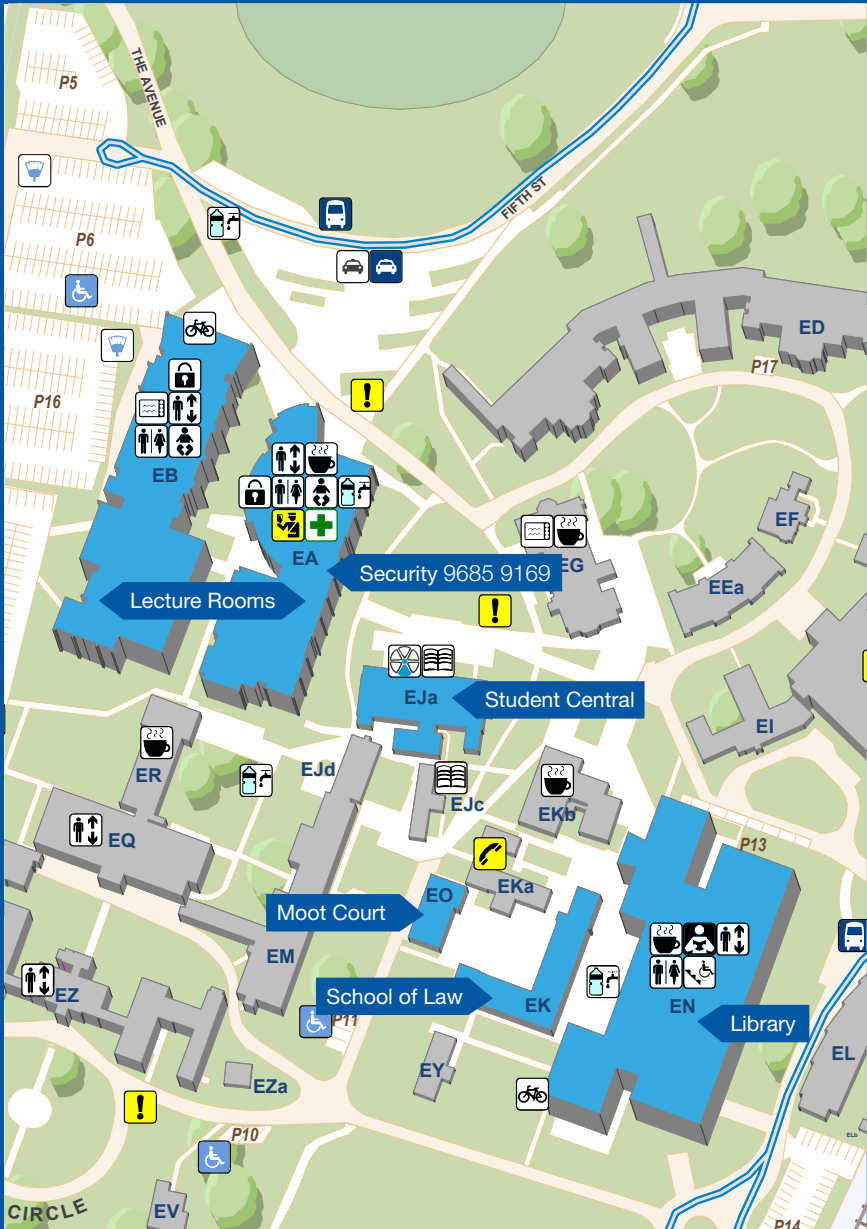
h) Can I change courses?

The process for changing courses depends on which course you are changing to. If you want to change from a combined degree to a straight law degree or to a different course within the same UAC code (such as from Arts/Law to Social Science/Law), you must complete a Course Variation Application. See UWS STUDENTS ► FORMS ► ENROLMENT ► COURSE VARIATION APPLICATION uws.edu.au/__data/assets/pdf_file/0011/164495/ARO_00266_0814_Course_Variation_Application.pdf

If you want to change to a course with a different UAC entry code, you must reapply through either MySR or UAC. If you are successful in changing your course, you may apply for advanced standing for the units you have completed in your initial course. For more information, go to UWS STUDENTS ► NEW TO UWS ► MANAGING YOUR STUDY ► ENROLLMENT ► TRANSFERRING TO A NEW COURSE uws.edu.au/currentstudents/current_students/managing_your_study/enrolment/transferring_to_a_new_course_at_uws or email courseadvicelaw@uws.edu.au

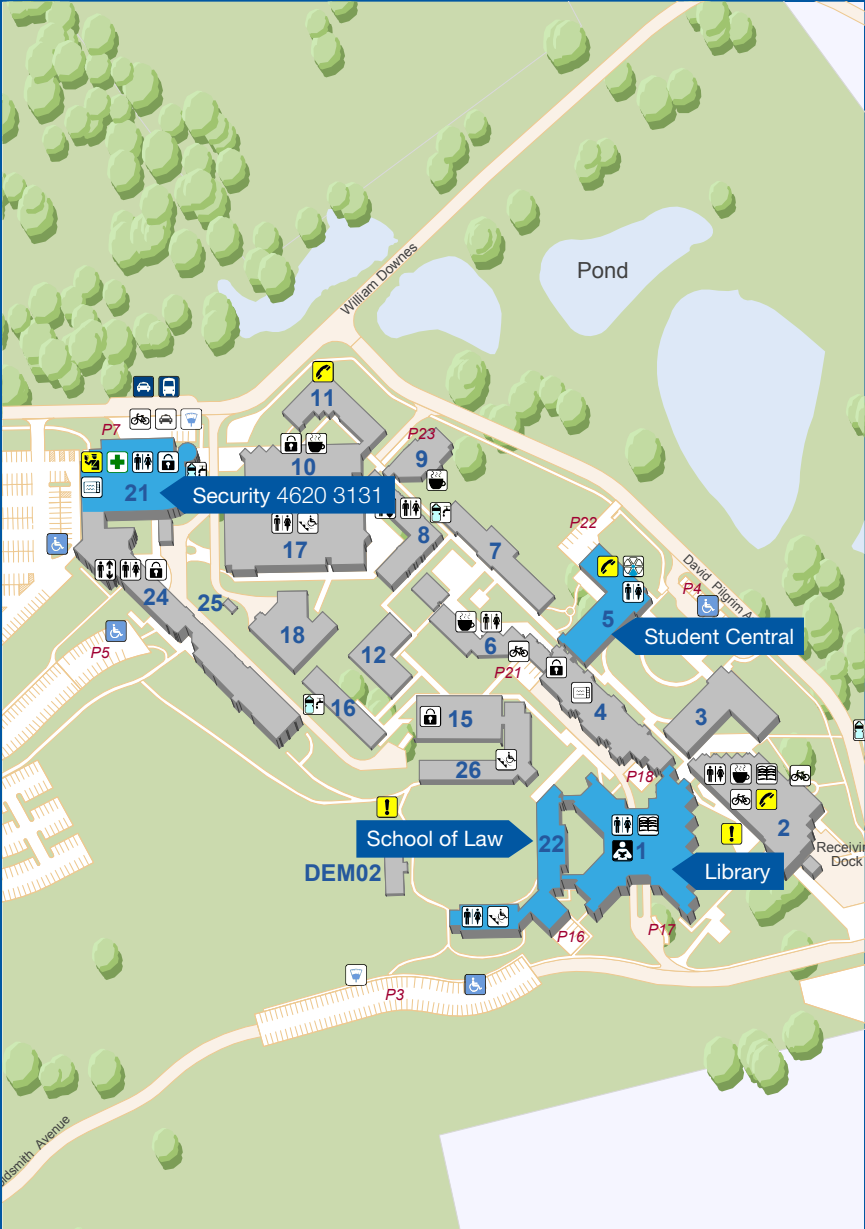


PARRAMATTA CAMPUS





CAMPBELLTOWN CAMPUS





University of Western Sydney
Locked Bag 1797
Penrith NSW 2751 Australia
uws.edu.au